






























## LEGEND

SYMBOL	NOMENCLATURE	FIXING Ht	REQUIREMENT	
			A/U	QUANTITY
	ONE WAY CONTROL SWITCH	4'-6"	Nos	73
	TWO WAY CONTROL SWITCH TWO WAY CONTROL SWITCH	2'-9" 4'-6"	„	12
	CEILING LIGHT POINT		„	01
	WALL BRACKET LIGHT POINT	8'-0"	„	34
	MIRROR LIGHT	6'-6"	„	00
	1NO 6A SHUTTERED TYPE SOCKET [MULTI PURPOSE] CONTROLLED BY 1NO 10A SP SWITCH BED SIDE NEAR DOOR	2'-9" 4'-6"	„	17
	1NO 5A/15A SHUTTERED TYPE SOCKET [MULTI PURPOSE] CONTROLLED BY 1NO 20A SWITCH DP SWITCH WITH NEON. KITCHEN BATHROOM	2'-9" 7'-0"	„	06
	TELEPHONE JACK SIGNAL LINE WITH SHUTTER/INTERCOM POINT	2'-9"	„	01
	TV SOCKET SINGLE OUTLET SUITABLE FOR CO-AXIAL CABLE	2'-6"	„	01
	FAN POINT		„	08
	EF - EXHAUST FAN POINT	8'0"	„	05
	TUBE LIGHT [ T5 / T8 ]	8'0"	„	01
	NIGHT LAMP	0'9"	„	05
	A/C INDOOR UNIT A/C OUTDOOR UNIT	ABOVE DOOR LEVEL 8'0"	„	05
	BELL CHIME	8'0"	„	01
	BELL PUSH	4'6"	„	01
	CHANDELIER		„	00
	FAN HOOK BOX		„	08
	20 A DP A/C CONTROL SWITCH	2'-9"	„	05
	WALL MOUNT FAN	6'-0"	„	01
	LED STEP LIGHT		„	06
	SPOT LIGHT	4'-6"	„	07
	BULKHEAD LAMP	9'0"	„	04
	DB LIGHTING DISTRIBUTION BOARD	4'-6"	„	02
+BE1	INDICATES MAINTAINED EMERGENCY LIGHT FIXTURE WITH SOLAR BATTERY BACKUP			
	PENDANT HOLDER WITH FANCY LIGHTS	HEIGHT ADJUSTABLE		02
	CCTV CAMERA	ABOVE 7'	„	00
	PHOTO ELECTRIC SENSOR	AT 1'-8"	„	00
	CCTV OUTLET	2'-6"	„	00
	PES OUTLET	2'-6"	„	00